

YCP HOUSING APPLICATION

NEW STUDENT HOUSING DEPOSIT

New students will pay their \$100 housing deposit during the application process through the Admissions Office. The application will be available several days after deposit is paid.

NEW STUDENT HOUSING APPLICATION

Available March 1, 2025

- Log into the [MyYCP](#) student portal using your [YCP email and password](#).
- Click on the house icon, MyHousing.
- Click on Applications, located on the left side of the screen.
- Select the Student Housing Application.
- Make sure you receive the 'application is now complete' message to ensure it's submitted.
- Students may return to view/edit their applications.

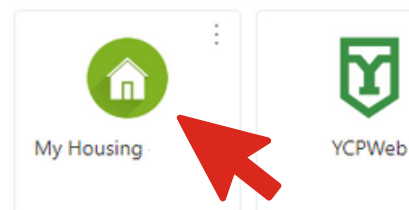
Housing Accommodations

All housing accommodations should be submitted to the Office of Student Accessibility Services after completing the housing application. Instructions are provided on their website [Office of Student Accessibility Services](#).

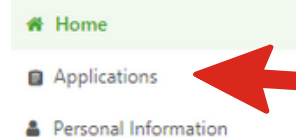
MyYCP: MyHousing

Apps

Apps



MyHousing: Applications



NEW STUDENT HOUSING

FIRST-YEAR STUDENT HOUSING

First-year students are assigned to traditional residence halls. Students may select up to 3 hall preferences when completing the application.

[First-Year Student Traditional Residence Halls](#)

Manor Hall East
Manor Hall North
Manor Hall Northeast
Manor Hall South
Manor Hall West
Northside Commons (1st and 2nd floors)
Penn Hall

TRANSFER STUDENT HOUSING

Transfer students may qualify to live in upper-class student housing.

[Upperclass Student Residence Halls](#)

Brockie Commons Apartments
Little Run Lodge (Suites)
Northside Commons Traditional Hall (3rd-5th floors)
Richland Hall Apartments
Springettsbury Hall
Spring Garden Apartments
Susquehanna Apartments
Tyler Run I, II, and III Apartments

OPTIONAL ROOMMATE SELECTION

ROOMMATE SELECTION

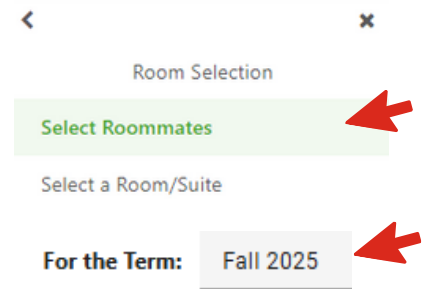
This optional step begins on April 15, 2025.

Please follow the instructions below if you already have a friend that you would like to live with. Check out this [video](#) for instructions.

- Log into the [MyYCP](#) student portal
- Go to MyHousing
- Complete the New Student Housing Application
- Go to Room Selection and then Select Roommates
- Verify the Term is set to Fall 2025
- We recommend that you search by the last name. If you receive an error message:
 - check the spelling of the name
 - reach out to your roommate to confirm they completed the New Student housing application.
- Once you've selected your roommate, make sure they accept your request in MyHousing.
- To accept or delete a request, go to Pending Roommate Requests.

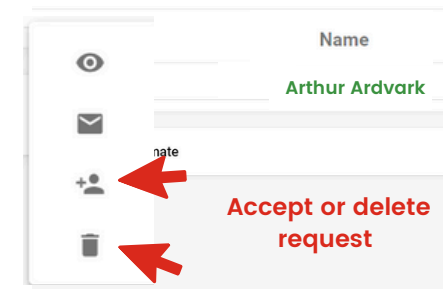
Roommate Selection is not a requirement. We will assign you a roommate based on the preferences you selected in the housing application.

MyHousing > Room Selection > Select Roommates



Check for Pending Requests to accept or delete roommate requests

Pending Roommate Requests (1)



IMPORTANT DATES & MISC

IMPORTANT DATES

MAR 1	Fall Housing Application Available
APR 15	Optional Roommate Selection Begins
JULY 9	Assignments Posted to MyHousing for applications submitted before June 21
AUG 21	New Student Check-in (details will be emailed to students in August)

WHAT TO PACK?

Visit our [website](#) for the suggested packing lists.

RENT A MICRO-FRIDGE (OPTIONAL)

Micro-fridge units are available for rent through Campus Specialties, Inc. You can place an order [online](#) or by phone at 1.800.525.7307. Students wishing to have microwaves in their rooms are required to rent a micro-fridge unit. If you wish to bring your own, you may bring one mini-fridge per room if you live in the traditional halls. The mini-fridge must meet the requirement of being 3.6 cubic feet and/or 1.5 amps or less.

COMPLETE THE REQUIRED SPARTAN START UP MODULES

Available on July 1 on your Canvas Dashboard. All new students must complete all five modules.